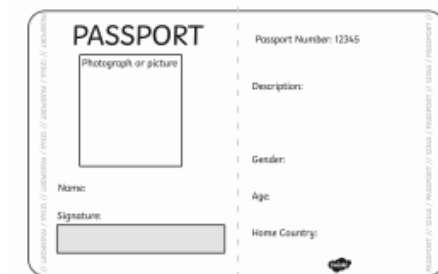




WB 1<sup>st</sup> June 2020. Hello all. Week 2 of the theme All Around the World. Each class will focus on a different country. EMERALD- BRAZIL, AMBER- CHINA and AMETHYST- CYPRUS. YEAR 1

Day	English	Maths	Phonics/Reading	Foundation/Practical ideas
1	<p>This week we are going to plan, write and draw a postcard. We will be using the information that we found out in the last week of term about our country. <b>Brazil</b>, <b>China</b> or <b>Cyprus</b>.</p> <p>Today we are going to think about what you are going to take on your holiday.</p> <p>Draw a picture of the items that you will pack in your suitcase and label them.</p>	<p><a href="http://www.whiterosemaths.com/homelearning/year-1/">www.whiterosemaths.com/homelearning/year-1/</a></p> <p>Week 4 (w/c 11<sup>th</sup> May)</p> <p>You can spread it out throughout the week as you see fit.</p> <p>You do not have to print the worksheets out, you can write the answers in your exercise book or paper.</p> <p>Please follow the sessions in the correct order.</p>	<p><b>READING</b></p> <p>Send photo of the book your child reads each day from either an online book or a real book. You could also find some reading comprehension activities online to do over the week.</p> <p><b>PHONICS</b></p> <p>You can choose from a variety of phonic activities throughout the week.</p> <p>Phonics play</p> <p>Phonicsbloom.com</p> <p>Make sound/word cards – practise the sounds and words as you would do on</p>	<p>Make a passport to use in English tomorrow. Make it as a book with a cover and inside page. You can copy the one below or make up your own one.</p> <div></div>

2	<p>Today we are going to think about how you will get to <b>Brazil, China or Cyprus.</b></p> <p>Act out your journey to your country. You might want to make some props and pretend to go on a flight. These could include:</p> <p>A passport – go through passport control and have your passport stamped.</p> <p>Make an airplane with cushions/blankets/chairs.</p> <p>Have a meal on your flight.</p> <p>Have a taxi ride to your hotel. – learn how to say hello, thank you, goodbye, so you can speak to your driver.</p> <p>Watch a film on the plane.</p>		<p>phonics play. You can even make a game with your child based on phonics play.</p> <p>TWINKL have some good resources for phonic activities. Remember you don't have to print out the activities you can write the answers in your exercise book or you could make your own.</p> <p>Search for: SPAG treasure hunt SPAG activity maps Type in phonics phase ? and choose an activity.</p> <p>This is a guide for your child's phase Mrs Small – phase 2/3 Mrs Charter – phase 3 Mrs Williams – phase 4/5 Mrs Morfill – phase 5 Mrs Vajzovic – phase 6</p>	<p>RE</p> <p>Watch the video</p> <p><a href="https://www.bbc.co.uk/bitesize/clips/zc34wmn">https://www.bbc.co.uk/bitesize/clips/zc34wmn</a></p> <p>Think about the commandments that the Sikh religion has.</p> <p>Make a poster of the commandments that the children talked about on the video.</p> <p>Do you have any commandments that you would like to add to your poster?</p>
3	<p>Today I would like you plan what you are going to write on your postcard. It could include some of the following ideas.</p> <ol style="list-style-type: none"> <li>1. Who are you writing it to?</li> <li>2. Where are you?</li> <li>3. What have you been doing?</li> <li>4. What is the weather like?</li> <li>5. What foods have you eaten?</li> <li>6. Have you met anyone?</li> <li>7. Did you like the flight?</li> <li>8. Have you seen anything unusual?</li> <li>9. What has been your favourite part of the holiday?</li> </ol>			<p>Science – food chains</p> <p>Using one of the animals that you researched in Week 1 research the food chain for that animal.</p> <p>Make a food chain mobile to hang up. Remember to hang it in order from the sun/ producer/consumer. Can you label which is which?</p> <div data-bbox="1630 1145 1975 1391">  </div>

4	<p>Today I would like you write your postcard and complete the address. You can either use the postcard template or make your postcard template.</p> <p>You can either send it to:</p> <ol style="list-style-type: none"> <li>1. Mrs Williams at school. She will make a display out of your postcards and post a picture on Dojo. Mrs Williams, Sutton C of E (VC) Primary School, The Brook, Sutton, Ely, Cambs CB6 2PU</li> <li>2. Send it to someone in your house and write your address.</li> </ol>			<p><u>ART</u></p> <p>On Twinkl search for 'All about Kandinsky PowerPoint'. Watch the slideshow and then paint your own Kandinsky style art for painting concentric circles in squares.</p>
5	<p>Today I would like you to draw a picture for your postcard. It has to be of something that you have seen and written about in either <b>Brazil</b>, <b>China</b> or <b>Cyprus</b>.</p>			<p><u>Science experiment</u></p> <p>Make your own cornflour slime.</p>