

# Welcome




# Reception

## Meet the Teacher

Mrs Diane Small  
Mrs Jackie Newton (TA)

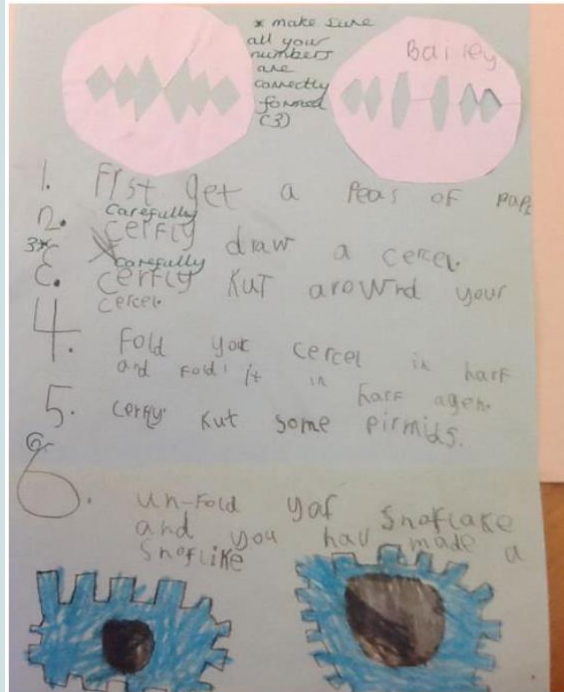


# Timetable- Specific class timetables will be posted on the website

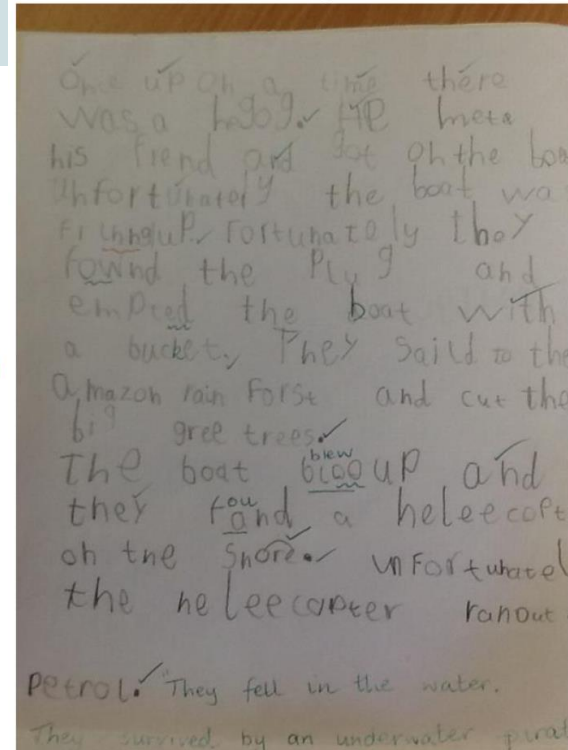
	8.55	9.15	10.10	10.30	10.45-11.40	11.45	12.45	1-1.45		2.10	2.45	3.00	
Monday	Handwashing / Hand writing / spelling / register	Phonics	Zoom CW	Fruit/break	Maths intro (all) Yr1 / YrR -gg Yr1 Rainbow challenge/YrR -CP	Lunch	Register / mindfulness	English intro (all) Yr1 / YrR -gg Yr1 Rainbow challenge/YrR -CP	Rainbow challenge	Art/DT PPA	Story	Home	
Tuesday		Maths intro (all) Yr1 / YrR -gg Yr1 Rainbow challenge/YrR -CP			Phonics / guided reading			(History/ Geography)		PSED / RE	Class CW		
Wednesday		English intro (all) Yr1 / YrR -gg Yr1 Rainbow challenge/YrR -CP	Zoom CW		Phonics / guided reading			Indoor PE Charlie B 1-2.15pm		Maths SLT <u>Wk B</u> 2.15	Story		
Thursday		Maths intro (all) Yr1 / YrR -gg Yr1 Rainbow challenge/YrR -CP			Outdoor PE - gym			Phonics / guided reading		PSED / RE	Class CW		
Friday		Phonics / guided reading	Zoom CW		Maths intro (all) Yr1 / YrR -gg Yr1 Rainbow challenge/YrR -CP			English intro (all) Yr1 - guided writing YrR - CCL/Lit CP		Characteristics Friday Science	Review		

# End of Year Expectations

This is an example of a child working at the expected standard for writing at the end of year 1.



1. First get a Peas of papa.
2. cercly draw a cercel.
3. cercfly kuT arouWnd your cercel.
4. Fold your cercel in half and fold it in half agen.
5. un-fold yor snowflake and you hav made a snoflike



Once upon a time there was a hegog. He met his Frend and got on the boat. Unfortunately the boat was filnng up. Fortunately they fownd the Plug and emptied the boat with a bucket. They saild to the Amazon rain Forse and cut the big gree trees.

the boat bloo up and they fand a heleecopter on the shore. unfortunately the heleecopter ran out of petrol.

Petrol. They fell in the water. They survived by an underwater pirat

# These are the writing targets we work on throughout year 1.

## Year 1 Writing Checklist

### Working at the Expected Standard:

Pupil(s) are confidently and independently able to apply their knowledge, after discussion with their teacher:		
To write sentences in order to create short narratives and non-fiction texts.		
To use some features of different text types (although these may not be consistent).		
To reread their writing to check that it makes sense and make suggested changes.		
To use adjectives to describe.		
To use simple sentence structures.		
To use the joining word (conjunction) 'and' to link ideas and sentences.		
Has an awareness of and is beginning to use:	capital letters for names, places, the days of the week and the personal pronoun 'I'.	
	finger spaces.	
	full stops to end sentences.	
	question marks.	
	exclamation marks.	
To spell most words containing previously taught phonemes and GPCs accurately.		
To spell most Y1 common exception words and days of the week accurately (from English Appendix 1).		
To use -s and -es to form regular plurals correctly.		
To use the prefix 'un'.		
To add the suffixes -ing, -ed, -er and -est to root words (with no change to the root word).		
To write lower case and capital letters in the correct direction, starting and finishing in the right place.		
To write lower case and capital letters in the correct direction, starting and finishing in the right place with a good level of consistency.		

# Phonics

We follow the Read Write Inc (Rwi) programme for Phonics. These lessons are every day and the children will be in grouped according to their ability.

Once the children have been put into groups they will receive red and green spelling words which we would like them to read and learn to spell during the week. As the children start a new book a new set of words will come home.

# Year 1 phonics screening

We work on Phonics screening 'type' words throughout the year so children will be used to sounding out and blending as part of their ordinary routine.

sib



gom



hud



jal



fuzz

am

mum

pink

# **Behaviour & Expectations**

## **RESPECT**

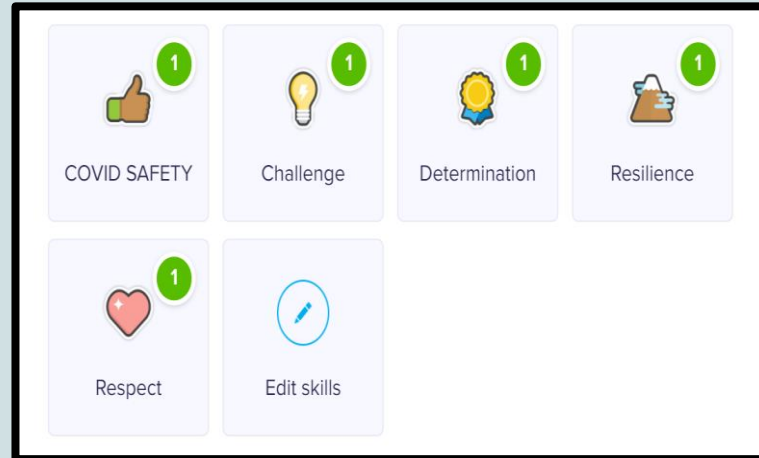
**“We choose respect; respecting ourselves, others and the environment”**





# Rewarding the Positive

Children are rewarded with dojo points for positive behaviour both in and out of class, such as engagement in learning, good manners, good listening, kindness to others. At the end of each term we celebrate the top dojo scorers.



# Staged approach to Behaviour

- In order to reinforce behaviour expectations, Sutton Primary School use the following staged approach from our draft policy
  - Small one off behaviour issues (unsocial behavior): A verbal reminder
  - Persistent unsocial behaviour becomes an antisocial behaviour– consequences for the behavior (taken from the behavior policy) discussed with parents over the phone or in person, if not possible the parent will be contacted via class dojo or emailed
  - More serious unforeseeable or dangerous behaviours - SLT will contact with parents and consideration of a risk management plan.

# Reading at school and home

- Read
- Write each time your child is heard read
- Please let us know about your child's reading interests at home



READING LOG		
Date		
17.9.18	Carrot	Bit stuck on were /where FM
18.9.18	A dog's day	P1-7 Read well. Talked about the pictures FM
19.9.18	A dog's day	P 7-end Re-told the story FM.
20.9.18	Diggers	Read the word 'equipment'! FM. Tried really hard to use some expression. F.M.



# Communication

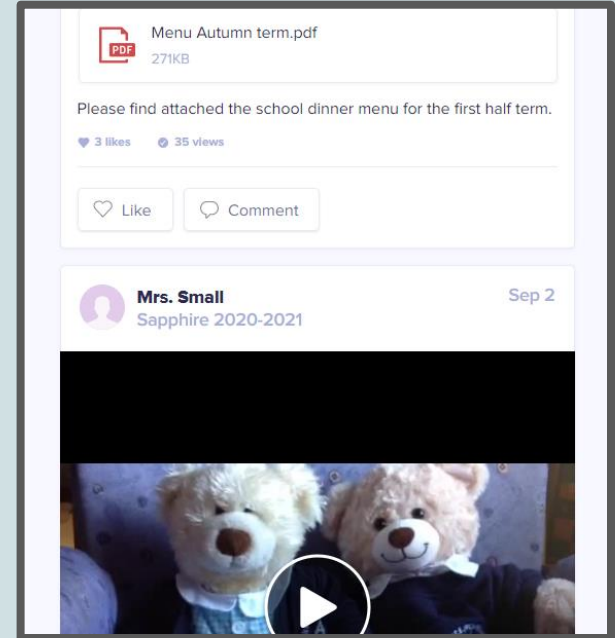
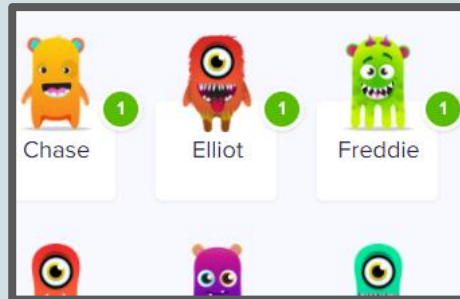
- School newsletters
- Mcas
- Website
- Arrange a teacher meeting through the office (virtual or at a distance)

# Dojo

kept questioning her,  
real unicorn? When ?  
(Shaking I  
grin.



Classroom  
Portfolio  
Class Story  
Messages



# Birthdays



This year we will be strictly observing the school policy of birthday book donations.

When it is your child's birthday, we politely request that you donate a book that your child's loves to the school. The book will be read aloud in class and will subsequently be labelled with a special birthday sticker and placed in our lovely library.

Alternatively, your child can bring in their favourite book for a read aloud and then take it home at the end of the day. Any students who bring in sweets for birthdays, will kindly be asked to take the sweets back home as we need to be mindful of healthy eating and dietary restrictions for various students.

# What can you do?



Read to your child

Read with your child

Read a book alongside your child

Spellings - Read Write Inc

Topic Homework



## Homework Menu Autumn 1 2020

Please feel free to choose when you do these activities. Please do at least 1 activity each week.

### Maths all around us.

Spot 3D shapes (cube, cuboid, sphere, cone, and pyramid) around your house and make a tally sheet to see how many you can find. What shape can you find the most of in your home? Which shape did you not find many of?

### Ready, Steady, Cook!

Cook and bake using measures and weighing scales. We'd love to see a photo of your end product.

### English - Wonderful water

- Write a list of different places where you find water.

Which seas or rivers have you ever paddled in? Do you have any photos you can send us?

- Keep a diary.

Write a diary entry saying what you did on a rainy day.

### Topic - All about Water

- Write a list in order of size of the 5 main oceans on planet Earth.

Extension: Do you know the names of any other oceans/seas.

### Physical

- Bucket challenge

For this activity you will need a beaker and 2 buckets. Place the empty bucket 20 steps from the full bucket. You have to fill the empty bucket using the beaker. Time how long it takes you to fill the bucket and how many beakers it took to fill it up.

### RE – Baptism/Christening

Find out what a Baptism and/or Christening is and write a definition. Do you know anybody that has been baptised or christened? Tell us who it was and if possible, send any photos.

### Science

Have you noticed any changes to plants and trees in your local area? Tell us what you have noticed? Is anything dropping off the trees at the moment other than leaves. Have you noticed any fruit growing on a bush or tree? Draw and label pictures of your findings.

### Computing

Take photos that depict autumn and send your favourite photo to school via dojo.

### Reading and Phonics

Please continue to read as much as possible. You can access levelled books online on the Oxford Owl web page. We have attached the common exception words that all children in KS1 are expected to know by the end of Year 2. Please keep these in mind and encourage your child to begin to spell these independently. When we begin Read Write Inc your child will bring home red and green words to learn to read and spell for that week.

Thank you!

We welcome any questions.