







Year 3 - 4 Home Learning WB 01.06.20

Turquoise, Zircon and Carnelian

Everyday there are Maths, English and Foundation tasks for you to complete. Most of these can be done independently, they may need to discuss some tasks with you as they would normally have their friends to talk to in school, we are here if you need any more advice or support.

The foundation tasks can be done in any order however, the Maths tasks are built on daily so follow the video on the link. Finally the English tasks split into three tasks, you can do these in any order over the week. We will be uploading videos and other guidance to support.

<p>Maths</p> <p>Daily White Rose Maths activities and answers will be available on the school website, you can watch the video for their ability and complete the activity.</p> <p>https://whiterosemaths.com/homelearning/year-3/</p> <p>https://whiterosemaths.com/homelearning/year-4/</p> <p>Timestable Rockstars</p> 	<p>Science</p> <p>How does a shadow change over time?</p> <p>Shadows change due to the Earth rotating on its axis. Attach a thin object to your window, eg a pen, ruler or opaque tape. Place a piece of white paper on the windowsill directly below the object. Make sure the object is in the centre of the page. A shadow should appear on your paper. Draw around the shadow and label it with the time. Check on the shadow every hour or half hour throughout the day, each time drawing and labelling the shadow.</p>	<p>Spelling</p> <p>Each week the children can practice their spellings</p> <p>*Look up the words in a dictionary and writing the definitions.</p> <p>*Read write cover check.</p> <p>*Learn the spelling pattern pyramid words and boxing the word up.</p> <p>* Spelling Test of last week's words, any above 7 will get a dojo ☺</p>
<p>English and Topic</p> <p>Persuasive writing.</p> <p>We are looking at persuasive writing this week. Use these headings to box up the tourism information about Great Britain.</p> <p>https://www.visitbritain.com/gb/en</p>  <p>Headings:</p> <p>Introduction</p> <p>Places to go/Destinations</p> <p>Things to do/Be inspired</p> <p>Closing paragraph</p> <p>You can go with places to go or destinations or make up your own.</p> <p>Remember these are the countries you have researched.</p> <p>Turquoise: Greenland https://visitgreenland.com/</p> <p>Zircon: Dubai https://www.visitdubai.com/en</p> <p>Carnelian: Australia https://www.australia.com/en-us</p> <p>Just to remind you of your research and posters before half term which were looking fabulous. You also looked at persuasive words from the tourism website.</p> <p>Consider how the website <i>persuades</i> you to want to visit?</p>		<p>Reading task: Using your own reading book choose one of these tasks.</p> <p>Make a Sundial.</p>  <p>With the sun shining it's the perfect time to make a sun dial.</p> <p>Follow our easy instructions and find out what life was like before we had watches and clocks!</p>

Using the heading from yesterday, begin *planning* the persuasive leaflet to encourage people to visit your country.

Headings:

Introduction

Places to go/Destinations

Things to do/Be inspired

Closing paragraph

Look at your plan carefully ensuring you have persuasive phrases.

Now you need to write at least one paragraph for each section on that country.

Include subheadings, photographs and facts about the country, of course we also need that *persuasive language*.

Once you have written it.... Edit and improve.... Think about your presentation!

Write up your persuasive leaflets and share on dojo.


http://www.bbc.co.uk/norfolk/kids/summer_activities/make_sundial.shtml

Can you think of other ways the sun is used?

*Hint think about the compass you made a few weeks ago, how could you use the sun instead of a compass?

Persuasive Techniques

- Power of three**: Involve your audience by speaking to them directly using personal pronouns and shared experiences.
- Emotive language**: Including little stories to illustrate a point.
- Rhetorical questions**: Questions to get your audience thinking – they don't require an answer.
- Say again**: Being over-the-top to get a point across.
- Undermine opposing views**: Destroy/criticise the opposing argument.
- Anecdote**: Including lists of three items/reasons in your writing.
- Direct address**: Words, phrases and imagery that arouse an emotional response.
- Exaggeration**: Repeating the same word, phrase or idea more than once for emphasis.



Paddling

Week 5

Question Words and SPaG Terms

November	half
December	minute
after	quarter
past	month
hour	second

twinkl.co.uk

Year 3 snorkelling

Week 5 Silent Letters Revision

island
answer
write
wrapper
knife
knock
thumb
doubt
half
calm

twinkl.co.uk

Year 4 Diving

Week 5 Adverbials of frequency and possibility

regularly
occasionally
frequently
usually
rarely
perhaps
maybe
certainly
possibly
probably

twinkl.co.uk