


Welcome to:
A celebration of Handwriting
at Sutton CofE Primary School

May 2021


Handwriting at Sutton CofE Primary

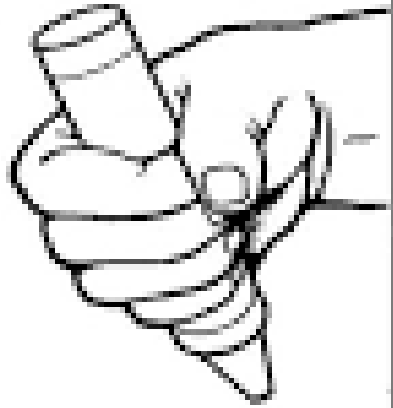


Cursive script



Write from the start

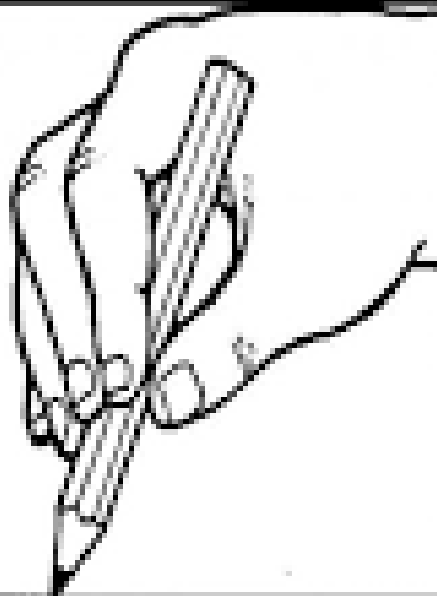




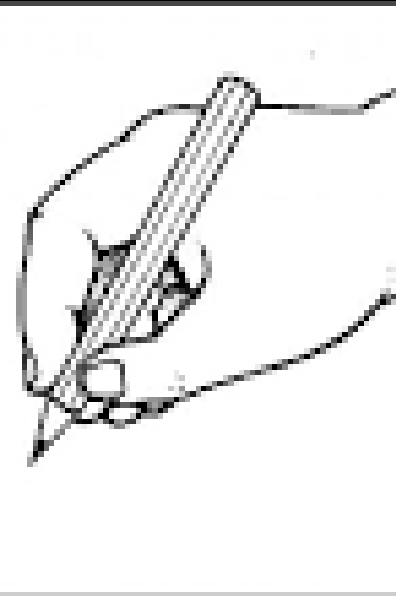
1—1 1/2 years
Cylindrical Grasp



2—3 years
Digital Grasp



3 1/2—4 years
Modified Tripod Grasp




4 1/2—7 years
Tripod Grasp




Starting in Reception





Letter sounds and rhymes NOT over writing



Cursive, here we go...



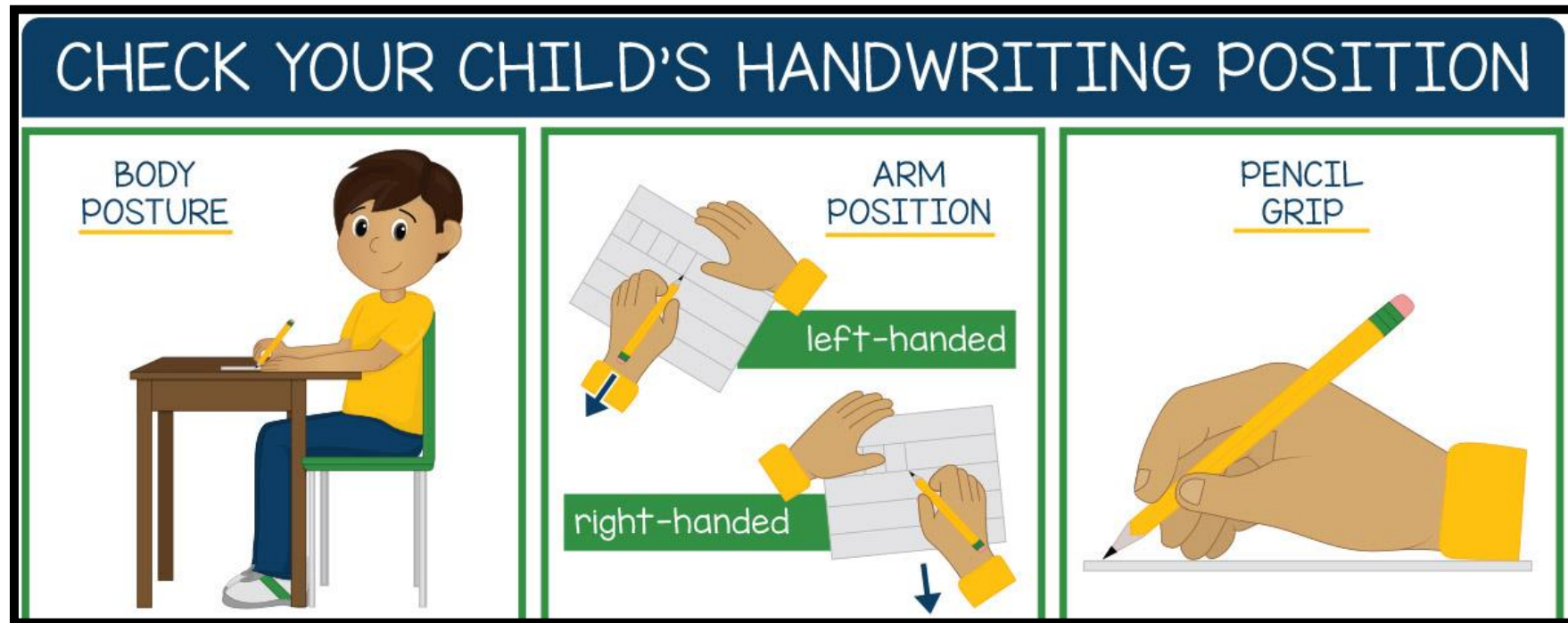
Handwriting practice



Year 5/6 views

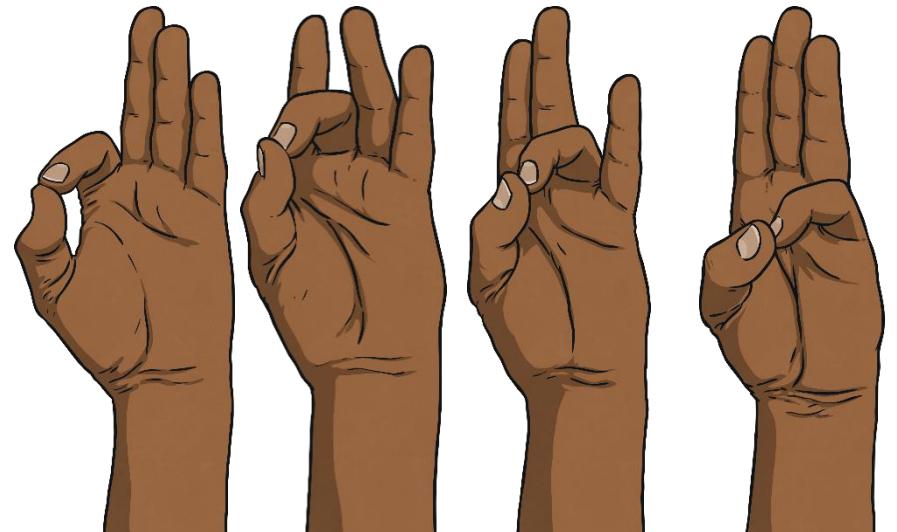


Tips and ideas for supporting your children to develop their handwriting.



Warming up finger muscles

- Open your hand out so that the gap between the thumb and the forefinger forms an L shape.
- Touch the thumb to the forefinger and press.
- Stretch open the hand.
- Then touch the thumb to the middle finger and press.
- Stretch open the hand.
- Press the thumb together with the third finger.
- Stretch open the hand.
- Press the thumb to the little finger.
- Stretch open the hand.
- Repeat five times.



The pen licence

Birds are tweeting now,
Sun light is shining today,
Blossom is blooming.

This pen licence has been awarded to:



I understand that in order to keep my pen license I have to:

- Continue to use my neatest joined handwriting
- Do this handwriting in all my books/worksheets

Signed:

anyone or anything, then kneeled down to get a closer look
"See, its a dragon egg or thats what it looks like." Mint explained
using her dragon knowledge.
Suddenly, a torch light flickered in the distance. "No No
No." Mint quietly muttered.

Once a year Carnelian class visit the
FitzWilliam Museum and this year was no exception.
It was only when the class meandered into
the ancient Greek section, a lovel wreath caught Alex's
attention: healthy lovel gleaming in the sunlight,
green's shimmered like a watery rainbow and an
iridescent lake mixed together.

Q & A